


KNOW YOUR RIGHTS!

Protect Yourself And Your Family During Immigration Raids



You have the right to...

- Remain silent
- Deny access to your home (unless the police or ICE have a warrant signed by a judge)

If you are arrested, you have the right to...

- Speak to a lawyer
- Make a phone call



 @CASAforAll  @CASAforAll

Updated March 2017

* The contents of this booklet do not constitute legal advice. Consult an attorney for legal advice.

IF YOU ARE STOPPED ON THE STREET OR IN A PUBLIC PLACE

Police or ICE agents may stop you in a public place and ask you questions. You do not have to answer their questions.

If they do not have a warrant, the authorities **MAY NOT** arrest you unless they have evidence that you have committed a crime or are not authorized in the United States.



Ask the officer: "**AM I BEING ARRESTED OR DETAINED?**"

- If the officer says "**NO**" ask the officer if you may leave.
 - o When the officer says "**YES**", walk away slowly.
 - o Do not answer any questions.
- If the officer says "**YES**" then you should:
 - o Give the officer your Know Your Rights card and exercise your **RIGHT TO REMAIN SILENT**.
 - o Tell the officer you want to **SPEAK WITH AN ATTORNEY**

NEVER provide the officer with fake documents or with any type of foreign identification (passport, consular ID, etc.). This may be used against you in future deportation proceedings.

NEVER lie to a police officer or immigration officer, because this can also be used against you. Instead, remember to **REMAIN SILENT**.



IMPORTANT!

In some states, but not in Maryland, it is a minor crime not to provide your name when asked by a police officer.

IF IMMIGRATION (OR THE POLICE) COME TO YOUR HOME

YOU HAVE THE RIGHT TO SEE A VALID WARRANT

1) Ask the officer to slip the warrant under the door.

DO NOT OPEN THE DOOR!

If you open the door, this can be considered consent to a search, even if they don't have a valid warrant.



A warrant is a paper signed by a **JUDGE** giving the officer permission to enter your home. (see page 3)

It needs to say:

- a. The areas that need to be searched; and/or
- b. The individual(s) and/or objects to be seized

An administrative warrant issued by an immigration official (including an immigration judge) is not a valid warrant and **DOES NOT** grant anyone authority to enter your home. (see page 4)

If the officer enters your home without a valid warrant, and without your permission, get the officers' badge number(s) and say

"I DID NOT CONSENT TO THIS SEARCH."

2) If the officer has a valid warrant, signed by a judge:

You must allow them access to the areas of your home described in the warrant.

If they search areas not listed in the warrant, document this and get a receipt for any property taken.

If they ask you or anyone in your family questions, assert your **RIGHT TO REMAIN SILENT** and follow the instructions for an encounter in a public space.

NEVER provide the officer with fake documents or any document issued by a foreign country.

NEVER lie to the officers.

EXERCISE YOUR RIGHT TO REMAIN SILENT.

EXAMPLE OF A VALID WARRANT

UNITED STATES DISTRICT COURT DISTRICT OF MARYLAND

SEARCH WARRANT

In the Matter of the Search of
(Name, address or brief description of person or property to be searched)

**123 MAIN STREET
ANNAPOLIS, MD 21403**

CASE NUMBER: 01-1111 ABC

TO: ICE SPECIAL AGENT JOHN SMITH and any Authorized Officer of the United States
Affidavit(s) having been made before me by ICE SPECIAL AGENT JOHN SMITH who has reason to believe
that on the person or on the premises known as (name, description and or location)

FOR DETAILED DESCRIPTION, SEE ATTACHMENT "A" TO THE AFFIDAVIT WHICH IS ATTACHED HERE TO AND
INCORPORATED HEREIN BY REFERENCE

in the District of Maryland, there is now concealed a certain person or property , namely (describe the person or
property)

SEE ATTACHMENT "B" TO THE AFFIDAVIT WHICH IS ATTACHED HERE TO AND INCORPORATED HEREIN BY
REFERENCE.

I am satisfied that the affidavit(s) and any recorded testimony establish probable cause to believe that the
person or property so described is now concealed on the person or premises above-described and establish
grounds for the issuance of this warrant.

YOU ARE HEREBY COMMANDED to search on or before the 4th DAY OF JULY, 2008,

(not to exceed 10 days) the person or place named above for the person or property specified, serving this
warrant and making the search (in the daytime 6:00 A.M. to 10:00 P.M.) and if the person or
property be found there to seize same, leaving a copy of this warrant and receipt for the person or property
taken, and prepare a written inventory of the person or property seized and promptly return this warrant to
the Honorable James K. Bredar, United States Magistrate Judge, as required by law.

Baltimore, Maryland



THE HONORABLE JAMES K. BREDAR
UNITED STATES MAGISTRATE JUDGE

SIGNED BY A JUDGE

EXAMPLE OF A INVALID WARRANT

File No.

DATE:

To any officer of the United States Immigration and Naturalization Service:

ROBERTO GONZALEZ

Alias

(Full name of alien)

entered the United States at

on or about

(Place of entry)

Is subject to removal/deportation from the United States, based upon a final order by:

- an immigration judge in exclusion, deportation, or removal proceedings
- a district director or a district director's designated official
- the Board of Immigration Appeals
- a United States District or Magistrate Court Judge

and pursuant to the following provisions of the Immigration and Nationality Act.

Section 237(a)(2)(A)(iii) of the Immigration and Nationality Act, as amended.

I, the undersigned officer of the United States, by virtue of the power and authority vested in the Attorney General under the laws of the United States and by his or her direction, command you to take into custody and remove from the United States the above-named alien, pursuant to law, at the expense of the Immigration and Naturalization 2003, including the expense of an attendant if necessary.

(Signature of INS Official)

Interim Field Director, Detention and Removal Operations

(Title of INS Official)

Portland, Oregon

(Date and office location)

NOT SIGNED BY A JUDGE

IF YOU ARE STOPPED IN YOUR CAR

- Remain in the car. Put your hands on the steering wheel so that the officer can see them.
- Ask who stopped you. Get the agency the officer works for and their badge number.

If you are undocumented, DO NOT answer any questions about your immigration status.

YOU CAN REFUSE TO ANSWER QUESTIONS LIKE:

“Are you legal?”

“Do you have papers (or a green card)?”

“Where are you from?”

“Where were you born?”

- If you have a valid driver’s license and registration, give those to officer.

NEVER provide the officer with fake documents or any document issued by a foreign country.

If you give the police or ICE false documents:

- o **YOU CAN** be charged and convicted with a federal crime.
- o **YOU WON’T** be able to be released on bond
- o **YOU** risk **PERMANENT EXPULSION** from the U.S., if the documents belong to a United States citizen.

If the officer asks a **PASSENGER** for identification:

1. They can refuse to provide ID
2. They can say:
 - “I would prefer not to answer your questions here. If I am charged with a crime, I want to speak with my attorney first.”
 - “I am simply a passenger. I do not wish to give my ID.”

The police will return to their car and check the name on your driver’s license in a national database. This database includes criminal warrants from all over the U.S. and since 2002 it has included deportation orders. If you have ever had contact with immigration in the past, you might have a deportation order and not know it.

**YOU HAVE THE RIGHT TO REFUSE A SEARCH OF YOUR CAR OR YOUR BODY
(UNLESS THEY HAVE A WARRANT OR CAUSE TO THINK YOU COMMITTED A CRIME)**

IF YOU ARE STOPPED IN YOUR CAR

If the officer gives you a ticket, make sure you pay it or appear in court (if required).

If the officer indicates that you are being **ARRESTED**:

- o Give the officer your Know Your Rights card and exercise your **RIGHT TO REMAIN SILENT**.
- o Tell the officer you want to **SPEAK WITH AN ATTORNEY**

How to prepare for a traffic stop:

- 1) Only drive if you have a valid driver's license and always carry it with you.
- 2) Have your registration, insurance and car inspection up to date
- 3) Have proof of insurance and registration with you whenever you drive.

** If you reside in Maryland, you can obtain a license at any Maryland Motor Vehicle Administration (MVA) office. Visit <http://mva.state.md.us> to learn about the requirements of obtaining a license in Maryland.*



IF IMMIGRATION (OR POLICE) COME TO YOUR WORKPLACE

Immigration and the police can only enter non-public areas of your workplace with either a valid warrant or permission from your employer. If possible, talk to your co-workers and your employer about refusing to allow immigration access to your workplace.

If ICE agents do enter your workplace, stay calm. Do not run. This may be viewed as an admission that you have something to hide.

YOU HAVE THE SAME BASIC RIGHTS AT WORK AS YOU DO IN A PUBLIC SPACE:

- You have the **RIGHT TO REMAIN SILENT**
- **DO NOT** say anything about where you were born
- You have the right to **REFUSE A SEARCH** (unless they have a warrant or cause to think you committed a crime)
- You have the **RIGHT TO REQUEST AN ATTORNEY**



IF THEY TELL YOU THAT YOU ARE UNDER ARREST OR BEING DETAINED, GIVE THEM YOUR KNOW YOUR RIGHTS CARD.

NEVER provide the officer with fake documents or any document issued by a foreign country.

NEVER lie to the officers.

EXERCISE YOUR RIGHT TO REMAIN SILENT!



IF YOU ARE ARRESTED BY IMMIGRATION, YOU SHOULD

1. FIND OUT WHO ARRESTED YOU

Ask for the name and agency of the person who arrested you. Get their badge number and license plate which should be on their uniform and car.

2. ASK TO SEE YOUR LAWYER

You always have the right to speak with a lawyer. **Government officials may try to intimidate you or trick you into signing.** Don't let yourself be tricked! If you don't have a lawyer yet, you still have the right to obtain one.

In immigration cases, the government will NOT give you a free lawyer.

3. ASSERT YOUR RIGHT TO REMAIN SILENT

Do not give any information to the police or ICE without talking to your lawyer first.

4. DO NOT SIGN ANYTHING

Before consulting with your lawyer. You may be signing away your right to a hearing before an immigration judge.

5. CONTACT LAWYER OR FAMILY MEMBER

You have the right to make a telephone call after you are arrested. Memorize the telephone number of your attorney, family member, friend or union spokesperson, and contact him/her immediately.

6. CONTACT YOUR CONSULATE

If you are a foreign national arrested in the U.S., you have the right to call your consulate or to have the deportation officer inform the consulate of your arrest. Memorize their phone number or ask family member to call.

7. ASK FOR BOND

Even if immigration says you are not eligible. Bond is paying a certain amount of money to be released from jail. In exchange, you then promise to return for your court date. You have to show that you are not a flight risk or a danger to the community.

Also, get a copy of the "**Notice to Appear**," a document that contains the immigration charges against you.



IF YOU ARE ARRESTED BY THE POLICE AND CHARGED WITH A CRIME



1. FIND OUT WHO ARRESTED YOU

Ask for the name and agency of the person who arrested you. Get their badge number and license plate which should be on their uniform and car.

2. ASK TO SEE YOUR LAWYER

You always have the right to speak with a lawyer. Government officials may try to intimidate you or trick you into signing. Don't let yourself be tricked! In criminal cases, if you cannot afford an attorney, the government will provide one for you.

3. ASSERT YOUR RIGHT TO REMAIN SILENT

Do not give any information to the police or ICE without talking to your lawyer first.

4. DO NOT SIGN ANYTHING

Before consulting with your lawyer.

5. CONTACT LAWYER OR FAMILY MEMBER

You have the right to make a telephone call after you are arrested. Memorize the telephone number of your attorney, family member, friend or union spokesperson, and contact him/her immediately.

6. ASK YOUR LAWYER TO HELP YOU GET RELEASED FROM CUSTODY

Depending on how serious the charges are, you may be released by promising to show up for your next hearing, or you may be given bail. If you are given bail, you will have to pay some money to be released from custody.

7. IF YOU ARE NOT A U.S. CITIZEN, MAKE SURE YOUR ATTORNEY CONSULTS WITH AN IMMIGRATION ATTORNEY

Criminal cases can have serious immigration consequences. It is important that your attorney develops a plan for your case with an immigration attorney before you pay bail or do anything else on your case.

IMMIGRANT DETAINERS!

When you are in criminal custody, ICE may try to issue something called a "detainer" to stop you from being released. This is a request for the jail to hold you for up to an extra 48 hours (not including weekends and holidays). Some jails honor these detainers, some jails don't, and many only honor them in certain circumstances. You should tell your lawyer about your immigration status and make sure you do not have a detainer before you are released from jail.

DEVELOP A SAFETY PLAN

AT WORK

1. Talk to your coworkers. If possible, get them all to agree to remain silent if ICE comes to your job.
2. Remember to remain calm and **DO NOT RUN** if ICE comes to your workplace. Remain silent and, if they arrest you, tell them you want to talk to your lawyer.
3. If there is a union at your job, contact your union spokesperson to develop a plan for if there is an immigration raid.

AT HOME

1. Know what documents you should carry with you

- o Carry a valid U.S. ID (like a driver's license) if possible
- o If you have a green card, carry it with you (or a copy of it)
- o Carry a card with the contact information of your immigration attorney and/or union representative.
- o Carry a card, indicating that you wish to remain silent. A sample card is attached on the back.

2. Make a plan to care for your family:

Personal Information Make sure your family or trusted friends know your:

- o Immigration "A" number (if you have one). This is a 9 digit number that is used to identify anyone who has had ever had contact with immigration. It may start with an "A". It will be on any immigration document you've ever received (like a court notice, a work permit or other document).
- o Exact Name
- o Exact Date of Birth
- o Country of Origin or citizenship (usually where you were born)




Child Care

If you have children or elderly relatives, make arrangements in advance for a family member or friend to care for them if you are detained. Have the telephone numbers of this relative or friend with you at all times and make sure other people know of these plans. **You can use a limited power of attorney form for this.**

Finances

Make sure you designate individuals you trust to make decisions for you if you are detained. They can help you withdraw money for deportation expenses or pay a mortgage. Financial institutions may require you to execute a power of attorney for this. Check with your bank or financial service provider.

DEVELOP A SAFETY PLAN



3. Have copies of all of your important documents

Make sure your family has copies of all your important documents, including:

- o Immigration Documents including records of any immigration status you ever had, of any prior filings with immigration or other immigration related documents.
- o Birth certificates for you and your children
- o Marriage certificate
- o Passports for you and your children
- o Names and contact information for lawyers. Include anyone who has ever represented you in the past, and a list of lawyers who might be able to help defend you in immigration court.
- o Any other important papers (deed to your house, etc.)

PLACE THESE DOCUMENTS IN A SECURE, EASY TO FIND LOCATION.

4. Make sure your family knows how to find you

If they have all of your personal information, they can go to the ICE Locator website and find out where you are being detained: www.locator.ice.gov or (if they were detained in Maryland) you can also try to call the Baltimore field office at 410-637-4000.

5. Save money to pay for an attorney and cover other expenses

You have a right to an attorney to help defend you in your immigration case, but unlike in a criminal case, the government will not provide you one for free. Your family may also need to cover expenses while you're in detention, since you will not be able to work.

6. Find an immigration attorney

Keep a list of organizations and private attorneys who might be able to help you with your immigration case. CASA has a referral list we can provide you with, or you use one of these websites to search for immigration attorneys and organizations:

CASA

301-431-4185

www.wearecasas.org


Immigration Advocates Network

Immigration Legal Services Directory:

<https://www.immigrationadvocates.org/nonprofit/legaldirectory>

American Immigration Lawyers Association

<http://www.aialawyer.org/>



FAMILY SAFETY PLAN

This section is intended to help you make a plan in case you are detained by immigration officials. None of the information in this guide is intended as legal advice. We recommend you consult with an attorney to develop a more detailed plan for the security of your family and your finances.

The Limited Power of Attorney form included herein is **meant only to serve as an example** and **does not substitute** for a permanent child custody arrangement. CASA recommends that you consult with a family law attorney to develop a plan that works for your family.

SAFETY PLAN CHECK LIST

Collect and Maintain a binder of the following documents:

- | | |
|---|--|
| <input type="checkbox"/> Birth certificate | <input type="checkbox"/> Military paperwork |
| <input type="checkbox"/> Copy of consular ID | <input type="checkbox"/> Business paperwork |
| <input type="checkbox"/> Copy of passport | <input type="checkbox"/> Work paychecks |
| <input type="checkbox"/> Copy of any other form of ID | <input type="checkbox"/> Medical records |
| <input type="checkbox"/> Educational degrees | <input type="checkbox"/> Criminal records |
| <input type="checkbox"/> Marriage license (if applicable) | <input type="checkbox"/> Immigration record |
| <input type="checkbox"/> Birth certificate(s) of your children with your name listed | <input type="checkbox"/> Visa, work permit, A#, deportation order, ICE paperwork |
| <input type="checkbox"/> Children's passports | <input type="checkbox"/> Legal paperwork from lawyers you have worked with previously |
| <input type="checkbox"/> Children's medical records | <input type="checkbox"/> Police paperwork proving you were the victim of a crime |
| <input type="checkbox"/> Emergency numbers and important contact information | <input type="checkbox"/> Paperwork proving you are the witness of a crime in the United States and are cooperating in an investigation |
| <input type="checkbox"/> Power of Attorney | <input type="checkbox"/> Paperwork of a pending civil rights complaint |
| <input type="checkbox"/> Any other documents you want to be able to quickly find | |
| <input type="checkbox"/> Your house or property paperwork (leases, rent payment receipts) | |
| <input type="checkbox"/> List of all properties you lived in while in the U.S. | |

CHILDREN'S INFORMATION
Complete this for each of your children

CHILD'S NAME	
Date of Birth	
Child's Cell Phone Number	
SCHOOL INFORMATION	
School Name	
School Address	
School Phone Number	
Teacher's Name	
Classroom Number	
Afterschool Program Name	
Afterschool Program Phone Number	
MEDICAL INFORMATION	
Allergies	
Medical Conditions	
Medications	
Health Insurance Information	
Doctor's Name	
Doctor's Phone Number	
Doctor's Address	
CHILD'S NAME	
Date of Birth	
Child's Cell Phone Number	
SCHOOL INFORMATION	
School Name	
School Address	
School Phone Number	
Teacher's Name	
Classroom Number	
Afterschool Program Name	
Afterschool Program Phone Number	
MEDICAL INFORMATION	
Allergies	
Medical Conditions	
Medications	
Health Insurance Information	
Doctor's Name	
Doctor's Phone Number	
Doctor's Address	

EMERGENCY NUMBERS AND CONTACT INFORMATION

EMERGENCY NUMBERS	
Immediate Emergency	911
Police Department	
Fire Department	
Poison Control	
FAMILY CONTACTS	
Mother (or guardian)	
Cell Phone Number	
Home Phone Number	
Work Name	
Work Phone Number	
Work Address	
Father (or guardian)	
Cell Phone Number	
Home Phone Number	
Work Name	
Work Phone Number	
Work Address	
Other Emergency Contact	
Relationship	
Cell Phone Number	
Home Phone Number	
Other Emergency Contact	
Relationship	
Cell Phone Number	
Home Phone Number	

MISCELLANEOUS CONTACTS

DOCTOR	
Phone Number	
Health Insurance Company	
Policy Number	
PEDIATRICIAN	
Phone Number	
Health Insurance Company	
Policy Number	
DENTIST	
Phone Number	
Dental Insurance Company	
Policy Number	
CAR MAKE/MODEL	
License Plate Number	
Car Insurance Company	
Insurance Policy Number	
Phone Number	
CONSULATE	
Address	
Phone Number	
ATTORNEY/NONPROFIT LEGAL SERVICES	
Address	
Phone Number	

SAMPLE LIMITED POWER OF ATTORNEY FORM

MARYLAND
LIMITED POWER OF ATTORNEY
CHILD CUSTODY AND CARE IN CERTAIN CIRCUMSTANCES

The principal(s) _____
Name(s)

hereby authorize _____
Name

to act as my agent and attorney-in-fact with relation to the following specific issues, under the circumstances and with the limitations described herein, only when I (or we) are no longer able to care for the below-named child due to the fact that I (or we) are prevented from having contact with the child for an extended or indeterminate amount of time.

I/We are the parent(s) or legal guardian(s) of, _____
Name

Born on _____, _____, _____. I/We designate _____
Month Day Year Name

to sponsor and care for my/our child. I/We consent that the above named care-giver/sponsor may:

- _____ *Initial* Have temporary care-giving authority for my child until such time as my child is returned to my physical custody; or his/her custody status is altered by a Federal, State, or local agency; or changed by a court of law.
- _____ *Initial* Provide for medical, dental, and mental health care for my child.
- _____ *Initial* Provide for my child's physical and mental well-being, including but not limited to providing food and shelter for the child.
- _____ *Initial* Enroll my child in school and engage in any way necessary with school staff.
- _____ *Initial* Temporarily transfer physical custody of my child in the event of an emergency (serious illness, destruction of home, etc.) to another person.

Name of parents(s) or legal guardian(s) signing this document:

(1) _____

(2) _____

If Necessary: One of the child's biological parents or other legal guardian is unable to consent because:

- They are deceased
- They are mentally or physically unable to give consent
- They have abandoned the child
- They no longer have legal custody of the child
- They reside in another country or unknown location
- Other: _____

Address(es) of parent(s) or legal guardian(s) signing this document:

SAMPLE LIMITED POWER OF ATTORNEY FORM

(1) _____

(2) _____

Signature(s) of parent(s) or legal guardian(s)*:

(1) _____ Date: _____
Signature 1

(2) _____ Date: _____
Signature 2

Signature of Designated Agent

I, _____, have read the attached power of attorney and am the
Name
identified person as the agent for the principal. I hereby acknowledge that when I act as agent:
I shall act in accordance with the principal's reasonable expectations to the extent actually known
by me and, otherwise, in the principal's best interest, act in good faith and act only within the
scope of authority granted to me by the principal in the power of attorney.

_____ Date: _____
Signature

NOTARY SEAL:

*Please note that by signing this form you are NOT terminating your parental or guardianship rights over your child. You maintain legal custody over your child pursuant to relevant Federal and State law. Stay in close contact with your child and the child's sponsor in order to help make decisions for the child's care and for medical, educational and other services.

NOTES

KNOW YOUR RIGHTS CARD

Present the following card to immigration or the police if you are arrested in order to exercise your right to remain silent and to request an attorney.

My name is: _____



This is to advise any law enforcement officer that I cannot answer any questions (other than my name), sign any papers, or consent to any search until I have had the opportunity to speak with a lawyer.

Please let me know if I am under arrest or free to go. If I am under arrest please allow me to make a phone call so that I can secure legal counsel.

Thank you.

You have the right to:



1. **Identify yourself** with your name
2. **You don't have to** answer any more personal questions
3. **Say** that you want to speak to a lawyer
4. **If they attempt to search** you, your car, your home, or your belongings, say that you **DO NOT** consent to the search.
5. **If you are arrested** you have the right to:
 - Remain silent
 - Speak with a lawyer (**DO NOT** sign anything before this)
 - Make a call
6. **Remain calm** and act respectfully

www.wearecasa.org

Me llamo: _____



Esta tarjeta sirve para informar a cualquier oficial, que no puedo contestar sus preguntas (más allá de mi nombre), no firmare ningún papel, y no consentiré a ser revisado hasta que tenga la oportunidad de hablar con un abogado.

Por favor infórmeme si estoy bajo arresto o libre de irme. Si me está deteniendo, por favor permítame hacer una llamada para obtener un abogado defensor.

Gracias.

Usted tiene derecho a:



1. **Identificarse** con su nombre
2. **No tiene que** contestar preguntas personales
3. **Decir que quiere** hablar con un abogado
4. **Si intentan revisarlo** a usted, su coche, su casa, o sus efectos, diga que **NO CONSIENTE**.
5. **Si le arrestan** tiene derechos de:
 - Guardar silencio
 - Hablar con un abogado (**NO FIRME** nada antes de eso)
 - Hacer una llamada
6. **Mantenga la calma** y sea respetuoso

www.wearecasa.org

These materials were prepared through the collaboration of:

CASA

Detention Watch Network

National Immigration Project of the National Lawyer's Guild

Special thanks to Julie Dahlstrom of the National Immigration Project, Juan Carlos Ruiz of National Community Capacity Consultants, and Paromitah Shah for their work in developing the contents of these materials.

Dedicated to the memory of Juan Carlos Ruiz who inspired and helped to develop this document.

Layout and Popular Methodology

CASA

Illustrations

German Zepeda

For more information visit: www.wearecasa.org

Updated 2017

